

Welcome to Chicago Theological Seminary

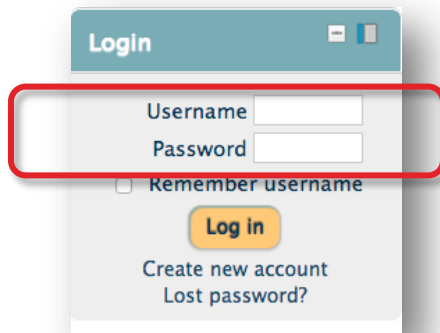
As a student in the Introduction to Just Peace course, you will need to create your own account on CTS Moodle, where all course web sites are hosted. Please follow the steps below to create your account and start engaging in the course. **If you encounter any technical problems or questions, please email onlinetechsupport@ctschicago.edu**

Before you start, please skip steps 1-4 if you have an existing CTS Moodle account and know your username and password. Instead, you can log on to CTS Moodle (ctsonline.mrooms.net), find “CTS Community” at the bottom of the page, and click “Introduction to Just Peace”. Then follow the Step 6 (below) and on.

If you have an existing CTS Moodle account but forgot your password, please contact onlinetechsupport@ctschicago.edu to retrieve your password.

All users who are new to CTS Moodle can start from Step 1 below.

1. GO to ctsonline.mrooms.net and click “Create new account” in the Login block.



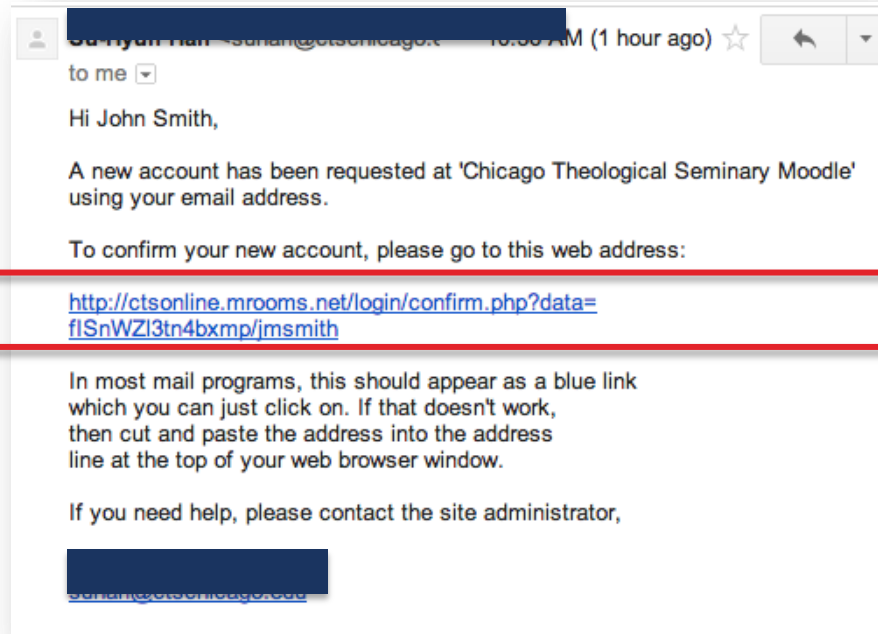
A screenshot of a login form titled "Login". It features a red rectangular box highlighting the "Username" and "Password" input fields. Below these fields is a checkbox labeled "Remember username". A yellow "Log in" button is positioned below the checkbox. At the bottom of the form, there are links for "Create new account" and "Lost password?".

2. Fill in all the required fields. Username and password are entirely up to your decision. “City/town” is optional, but helpful for the community to have a better sense of you)
 - a. NOTE: We encourage you to provide your email that you check frequently
 - b. The last field is where you type in the randomly generated characters/numbers. If this is too hard for you to see, you can get another code to type in by clicking “Get another CAPTCHA”.

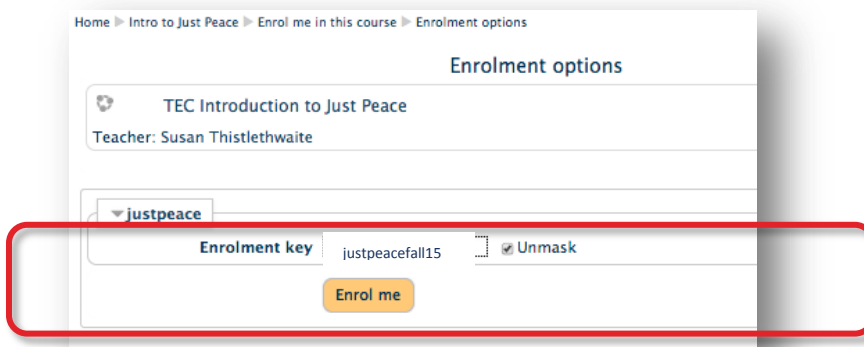


A screenshot of a registration form titled "Choose your username and password". A red rounded rectangular box highlights the "Email address*", "Email (again)*", "First name*", "Surname*", "City/town", "Country", and "reCAPTCHA" fields. The "Email address*" field contains "jjc...@gmail.com". The "Email (again)*" field contains "jjc...@gmail.com". The "First name*" field contains "John". The "Surname*" field contains "Smith". The "City/town" field contains "Chicago, IL". The "Country" field is set to "United States". The "reCAPTCHA" field shows a CAPTCHA image with the text "410A" and a prompt to "Enter the words above 410A". Below the CAPTCHA are links for "Get another CAPTCHA" and "Get an audio CAPTCHA". At the bottom of the form are buttons for "Create my new account" and "Cancel".

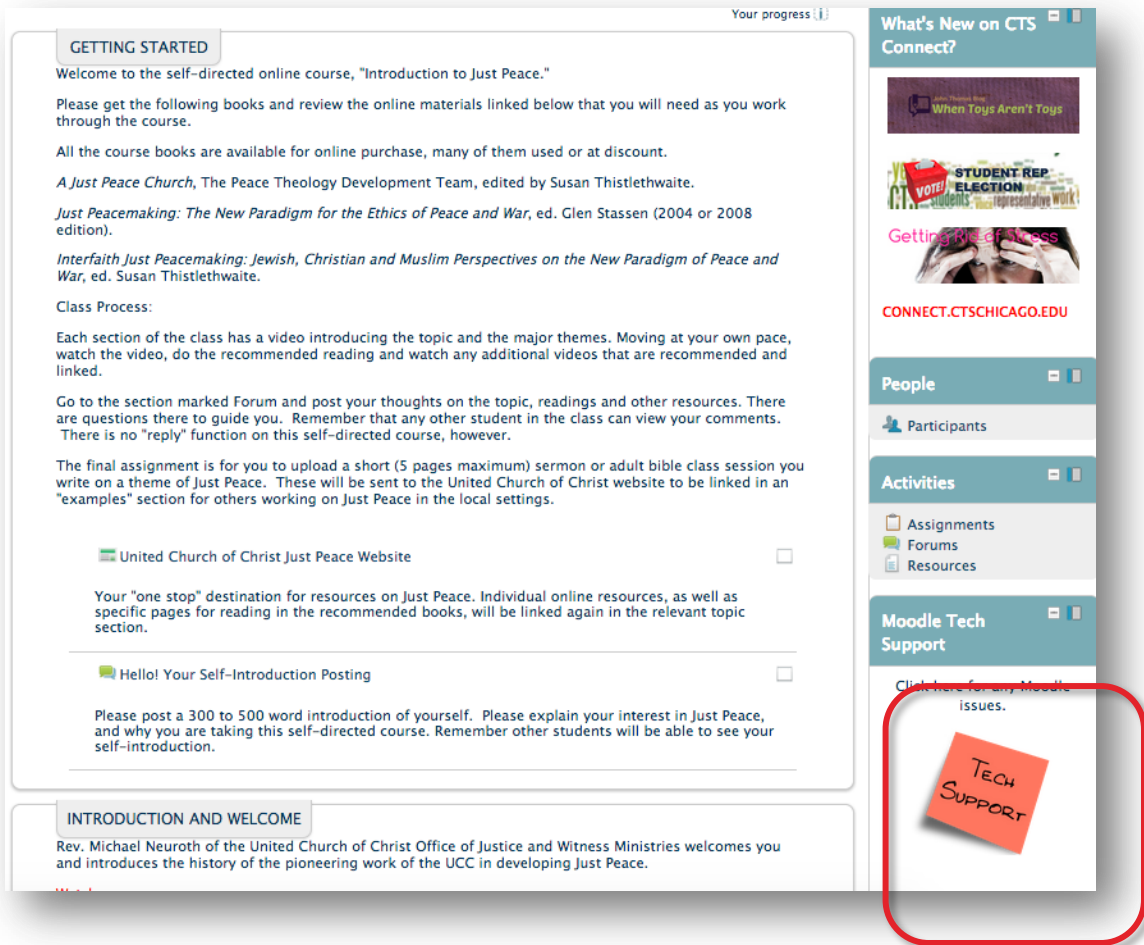
3. Upon “Creating my new account”, you will receive an email confirmation. Click the link in that email to finalize your account creation (*specific email addresses are masked in the screen capture below*).



4. Upon clicking the link, you will get the final confirmation message. Click “Courses” at the end of the message.
5. When you see the categories of courses, click “CTS Community” and then click “TEC Introduction to Just Peace 2015”
6. When asked to enter enrollment key, type **justpeacefall15** and then click “Enroll me”. Ticking “Unmask” will reveal the letters you type, helping you to ensure that you’re entering the correct enrollment key.



7. Welcome to Just Peace! This is the “Course Home” for Just Peace. You may wish to bookmark this now on your browser! If you have any technical questions/issues, please click the “Tech Support” sticky note on the right side of the course home.



GETTING STARTED

Welcome to the self-directed online course, "Introduction to Just Peace."

Please get the following books and review the online materials linked below that you will need as you work through the course.

All the course books are available for online purchase, many of them used or at discount.

A Just Peace Church, The Peace Theology Development Team, edited by Susan Thistlethwaite.

Just Peacemaking: The New Paradigm for the Ethics of Peace and War, ed. Glen Stassen (2004 or 2008 edition).

Interfaith Just Peacemaking: Jewish, Christian and Muslim Perspectives on the New Paradigm of Peace and War, ed. Susan Thistlethwaite.

Class Process:

Each section of the class has a video introducing the topic and the major themes. Moving at your own pace, watch the video, do the recommended reading and watch any additional videos that are recommended and linked.

Go to the section marked Forum and post your thoughts on the topic, readings and other resources. There are questions there to guide you. Remember that any other student in the class can view your comments. There is no "reply" function on this self-directed course, however.

The final assignment is for you to upload a short (5 pages maximum) sermon or adult bible class session you write on a theme of Just Peace. These will be sent to the United Church of Christ website to be linked in an "examples" section for others working on Just Peace in the local settings.

☐ United Church of Christ Just Peace Website

Your "one stop" destination for resources on Just Peace. Individual online resources, as well as specific pages for reading in the recommended books, will be linked again in the relevant topic section.

☐ Hello! Your Self-Introduction Posting

Please post a 300 to 500 word introduction of yourself. Please explain your interest in Just Peace, and why you are taking this self-directed course. Remember other students will be able to see your self-introduction.

INTRODUCTION AND WELCOME

Rev. Michael Neuroth of the United Church of Christ Office of Justice and Witness Ministries welcomes you and introduces the history of the pioneering work of the UCC in developing Just Peace.

What's New on CTS Connect?

Join Today! When Toys Aren't Toys

STUDENT REP ELECTION

Getting Ready for Class

CONNECT.CTSCHICAGO.EDU

People

Participants

Activities

Assignments
Forums
Resources

Moodle Tech Support

Click here for any Moodle issues.

TECH SUPPORT

NOTE 1: If you do not visit this course site for more than 2 weeks, you will be unenrolled automatically. You will still be able to log into the CTS Moodle site, but you will need to re-enroll yourself into the Just Peace course.

NOTE 2: If you do not log into the CTS Moodle site for more than 180 days, your account will be completely deleted.

NOTE 3: If you reach out to the tech support team, please always include to provide the following information:

- Your full name
- The nature of the issue (for example, if you can't post to a forum, tell us exactly which forum in the course it is)
- Course title

NOTE 4: If you wish to log back into the course once these initial steps have been taken,

1. Log into CTS Moodle at ctsonline.mroome.net
2. Look for the “Navigations” block on the right side (you may need to scroll down a little bit to find this block, and click “My courses”. You will find Just Peace there.

